

OCTOBER

Digital Activities

8 GOOGLE SLIDE ACTIVITIES



OCTOBER WRITING PROMPTS
Choose the topic you'd like to do first and find that slide number.

- OPINION**
THE BEST HALLOWEEN COSTUME

- INFORMATIVE**
HOW TO GET THE MOST CANDY

- STORY NARRATIVE**
THE SPOOKIEST HOUSE


BODY PARTS
BIRDS OR MAMMALS?
Bats are interesting creatures that sometimes confuse people! Are they birds because they have wings or are they mammals because they have fur? The fact is that bats are mammals. All mammals have fur, give birth to live young, and give milk to their young. Although they do have wings like birds, their wings do not have feathers. Their wings are more similar to our arms! They have fingers, skin, and even thumbs!
The wings are made of two thin layers of skin stretched over the bat's arms and fingers. Not only are the wings suited for flying, they also help them to hold their food, similar to the way you'd use your hands.
A bat is a _____
a bird _____
a mammal _____
Move the highlighter to underline details you read as evidence on whether bats are birds or mammals.
Type on detail about bat wings that is interesting.
Type here: _____

WOULD YOU RATHER...
wear a mask?
get your face painted?



DIGITAL RESOURCE


A GRACE-FILLED CLASSROOM

WHOLE-CLASS GAMES

Ice-breakers, Fun Friday, Group Collaboration, & Team Building

GUESS THE IMAGE GAME

GUESS THE IMAGE

clue #1



GUESS THE IMAGE

clue #2



WOULD YOU RATHER GAME

??

WOULD YOU
RATHER...

??

be invisible?



**have the ability
to fly?**



??

WOULD YOU
RATHER...

??

have scissors for hands?



a pumpkin for a head?



STRENGTHEN YOUR CLASSROOM COMMUNITY

JACK-O-LANTERN GLYPH

MY JACK-O-LANTERN GLYPH

Directions: Look at one section at a time and choose the option that best describes you. Then, cut out the image from this page and paste it on the last page where you will create your jack-o-lantern. When you paste the image, you can resize it to fit.

CHOOSE A PUMPKIN

Halloween is my favorite holiday of the year.

Halloween is not my favorite holiday of the year.

Give your jack-o-lantern a name and then write to tell about yourself and what you chose to create it.

Type here

MY JACK-O-LANTERN GLYPH

Type your name here

Give your jack-o-lantern a name and then write to tell about yourself and what you chose to create it.

Type here

CHOOSE YOUR EYES

I like chocolate candies best.

I like hard candy best.

I like lollipop candy best.

CHOOSE A HAT

I eat all of the candy right away.

I eat only a one or two pieces of candy and save the rest.

I don't eat any of the candy.

I don't trick-or-treat for candy.

CHARACTER EDUCATION- PERSEVERANCE



I wasn't always good at cooking. I had to keep trying recipes. Once I burned the chicken but it was better. Another time, I was baking a cake and my mistakes made it better. Now I'm a better cook. They eat a rubber chicken is pre...

What does perseverance mean to me? It means mistakes until...

PERSEVERANCE MEANS LEARNING FROM MISTAKES

If you don't get something right the first time? Don't stop. Learn from your error and keep going!

What did the chef do wrong at first?

Type here!

What is something new you might want to try now or in the future?

Type here!

HAT WILL YOU DO IN OCTOBER TO PERSEVERE?

Things you will try in October when you feel stuck or like giving up.

Type here!

Type here!

USE FOR DISTANCE LEARNING OR HYBRID

BAT READING

BODY PARTS

BIRDS OR MAMMALS?

Bats are interesting creatures that sometimes confuse people! Are they birds because they have wings or are they mammals because they have fur? The fact is that bats are mammals. All mammals have fur, give birth to live young, and give milk to their young. Although they do have wings like birds, their wings do not have feathers. Their wings are more similar to our arms! They have fingers, skin and even thumbs!

The wings are made of two thin layers of skin stretched over the bat's arms and fingers. Not only are the wings used for flying, they also help them to hold their food, similar to the way you'd use your hands.

A bat is a _____.

☐ a bird

☐ a mammal

Move the highlights to underline details you read as evidence on whether bats are birds or mammals.

Type on detail about bat wings that is interesting.

Type here

Move the circle to the correct answer.

© A Group-First Classroom Teachers Pay Teachers

3 TYPES OF WRITING

HOW TO GET THE MOST CANDY INFORMATIVE WRITING

Are you an expert candy trick-or-treater on Halloween night? What advice would you give a first grader or kindergarten student? Think of things they will need to do, say or have to be most prepared to get the most candy. Use the following sheet to brainstorm your ideas and organize your writing. Then use the final draft paper to write your informative piece.



RED RIBBON WEEK

Red Ribbon Week

BE DRUG FREE

Sort the images. Are they healthy or unhealthy?

HEALTHY	UNHEALTHY
<p>Spending time with friends that are kind to you.</p>	<p>Taking medicine from your mom if you don't feel well.</p>
<p>Exercise or play a sport when stressed.</p>	<p>Taking medicine that isn't yours.</p>
<p>Talking to a friend when stressed.</p>	<p>Talking to others when stressed.</p>

IN-CLASS COVID SAFETY

STAYING SAFE AT SCHOOL

Directions: Look at the students' actions. Move the check to the correct action and the x to the incorrect action.

<p>Nick had a question so he went to Maya for help.</p>	<p>Benny had a question so he went to Lina for help.</p>
---	--

Directions: What advice would you give the student not being safe?

Type here

© A Group-First Classroom Teachers Pay Teachers

Includes directions on how to download your digital resource, save it and assign to students.

USE
WITH **GOOGLE™**
SLIDES & CLASSROOM



**STUDENTS WILL USE
GOOGLE SLIDES.**

**YOU CAN ASSIGN
THROUGH GOOGLE
CLASSROOM OR SHARE
THE LINK.**

I

Guess the Image Whole Class Game

GUESS THE iMAGE

clue #1



GUESS THE

iMAGE

clue #2





**Did you guess correctly?
Students get two clues
before asked to guess!**

2

Would You Rather Whole Class Game

? ?

WOULD YOU
RATHER...

? ?

wear a mask?



get your face
painted?



? ?

WOULD YOU
RATHER...

? ?

jump in a pile
of leaves?



go for a walk on
crunchy leaves?



3

Jack O Lantern Glyph


MY JACK-O-LANTERN GLYPH

Directions: Look at one section at a time and choose the option that best describes you. You will copy the image from this page and paste it on the last page where you will create your own jack-o-lantern. After you paste the image, you can resize it to fit.

CHOOSE A PUMPKIN

Halloween is my favorite holiday of the year.

Halloween is not my favorite holiday of the year.



CHOOSE YOUR EYES



I like chocolate candies best.

I like hard candy best.

I like lollipop candy best.

CHOOSE A HAT



I don't eat any of the candy.

I don't trick-or-treat for candy.

MY JACK-O-LANTERN GLYPH

Types your name here



Give your jack-o-lantern a name and then write to tell about yourself and what you chose to create it.

Type here



4

Halloween Writing Prompts

Includes movable pieces that students will use to create their scene and then write about.

OCTOBER WRITING PROMPTS

Choose the topic you'd like to do first and find that slide number.

OPINION
THE BEST HALLOWEEN COSTUME



INFORMATIVE
HOW TO GET THE MOST CANDY



STORY NARRATIVE
THE SPOOKIEST HOUSE



THE SPOOKIEST HOUSE NARRATIVE WRITING

Halloween is always fun until you have to go to the spookiest house on the block to ask for candy. Write an imaginary story about a problem you had trying to trick or treat at the spookiest house. Get creative! It can be funny, thrilling, scary but not boring. student authors don't have boring stories! Make sure to include how you fixed the problem in the story.

First, create your scene. You can move the images to the block to ask for candy. Write an imaginary story about a problem you had trying to trick or treat at the spookiest house. Get creative! It can be funny, thrilling, scary but not boring. student authors don't have boring stories! Make sure to include how you fixed the problem in the story.



THE SPOOKIEST HOUSE



5

Bats Reading and Responding

READ ABOUT BATS

Chose a topic to read about and go that slide. Move a ✓ to the box when completed. ✓✓✓✓✓



Body Parts
slide 3



Food
slide 4



Habitat
slide 5



Bat Facts
slide 6

BODY PARTS

BIRDS OR MAMMALS?

Bats are interesting creatures that sometimes confuse people? Are they birds because they have wings or are they mammals because they have fur? The fact is that bats are mammals. All mammals have fur, give birth to live young, and give milk to their young. Although they do have wings like birds, their wings do not have feathers. Their wings are more similar to our arms! They have fingers, skin and even thumbs!

The wings are made of two thin layers of skin stretched over the bat's arms and fingers. Not only are the wings used for flying. They also help them to hold their food, similar to the way you'd use your hands.



A bat is a _____
a bird
a mammal

Move the highlights to underline details you read as evidence on whether bats are birds or mammals.

Type on detail about bat wings that is interesting.
Type here

FOOD

TIME FOR LUNCH



Not all bats eat the same things. Some bats eat fruit or nectar from a flower. The Myotis bat eats fish. Its feet are large which is what it uses to grab the fish out of the water. Vampire bats drink blood. They find a sleeping cow or horse and land close to its ear. Then with their sharp teeth, they bite down and suck on it. The amount of blood sucked does not harm its prey. You might be surprised, but, the majority of bats eat insects!


What kind of animal eats fish?

Type here

Can a vampire bat kill its prey by sucking its blood? Why or why not?

Type here

BAT FACTS



A baby bat is called a pup. It will stay with its mother for 6-10 weeks only!

Did you know?
The only mammals that can fly are bats!



TOP SECRET:

Vampire bats do not really turn into Count Dracula! That's only in the movies!

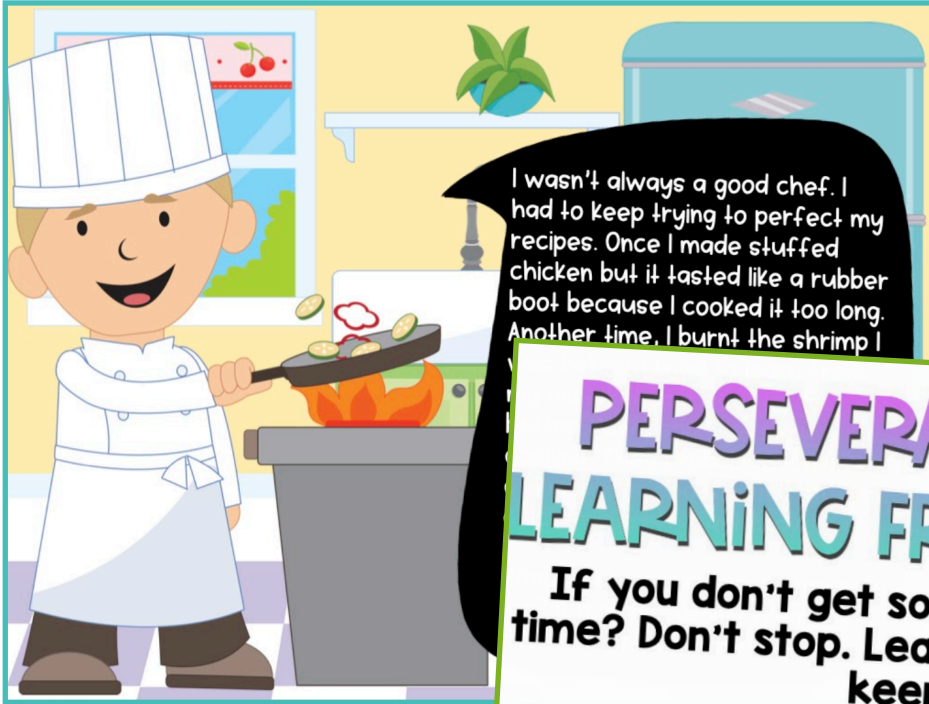
Bats live in all parts of the world, except in extremely cold regions like the Arctic.

We could never be neighbors.



6

Character Education Perseverance



I wasn't always a good chef. I had to keep trying to perfect my recipes. Once I made stuffed chicken but it tasted like a rubber boot because I cooked it too long. Another time, I burnt the shrimp!

PERSEVERANCE MEANS LEARNING FROM MISTAKES

If you don't get something right the first time? Don't stop. Learn from your error and keep going!



What did the chef do wrong at first?

Type here!

What is something new you might want to try now or in the future?

Type here!

7

Red Ribbon Week

○ TAKE CARE OF YOUR BODY

It is important to take care of our bodies. We can take care of our bodies in many ways. We can eat healthy foods. We can get exercise. We can also be careful not to put harmful things into our bodies.

Red Ribbon Week is a good time to start some healthy habits. Find a way to help you relieve stress. You can do exercise such as running, riding bikes, dancing, or martial arts. You may decide to play music or sing. Perhaps you like to make art or write. Finding healthy ways to relieve your stress will help you to make healthy choices for your body.



1. What do you like to do to be healthy?

Type here

2. According to the text, how can you take care of your body?

Type here

Red Ribbon Week **BE DRUG FREE**

Sort the images. Are they healthy or unhealthy?

Healthy	UnHealthy
<p>Spending time with friends that are kind to you.</p> <p>Dancing to release stress.</p> <p>Exercise or play a sport when stressed.</p>	<p>Taking medicine from your mom if you don't feel well.</p> <p>Sharing your medicine with your friends.</p> <p>Taking medicine that isn't yours.</p> <p>Yelling at others when stressed.</p>

8


In Class COVID Safety

STAYING SAFE AT SCHOOL

Directions: Look at the students' actions. Move the check to the correct action and the x to the incorrect action.



Danny keeps his mask on while working.




Gus takes his desk.

Directions: What advice would you give the student not being


Type here

STAYING SAFE AT SCHOOL

Directions: Look at the students' actions. Move the check to the correct action and the x to the incorrect action.



Nick had a question so he went to Maya for help.



Benny had a question so he went to Lina for help.

Directions: What advice would you give the student not being safe?


Type here

Includes Student Direction Pages

Student Help Page

How to Resize the Image

SO...YOUR PICTURE IS TOO BIG, HUH?



2



3

Resizing Images
1st: Click on the bottom right corner of the picture. You will see tiny squares on the corners of the picture.
2nd: Hover over the blue square at the bottom right corner of the picture. You will see an arrow pointer.
3rd: **Click and drag** the blue square diagonally to the size you want. The picture gets smaller.

LET'S FIND COOL PICTURES!



Student Help Page

How to use the Explore Tool



1

2

Explore Tool

1st: Click on explore tool on the **bottom right corner** of the screen.
2nd: Use the search bar to type what you are looking for.
3rd: Click on images.
4th: Click the image you'd like to use and drag it into your slide. (This step is not shown.)

Student Help Page

How to Move an Image

MOVE THAT IMAGE!!



From here



WHAT ARE YOUR SMARTS?

Find an image and drag it into a cloud to share your different talents.



To here

Resizing Images

1st: Click inside the picture.
2nd: Click and hold then drag the picture to the spot you want.