

# 2ND GRADE BACK TO SCHOOL ELA, WRITING & MATH



A GRACE-FILLED CLASSROOM

BACK TO  
SCHOOL





# 19 ELA PAGES

## Review 2nd Grade Skills


### COMPREHENSION

### BRANDON BEAR'S BUSY DAY

Directions: Read the story then answer the questions below.



Brandon bear had a lot to do today. First, he picked his carrots.



Then, he built a brick fence in his backyard.



Next, he painted a new picture for his mom.



Finally, he spent time with his friend and shared a pot full of honey.

1. What was the first thing Brandon did today?

2. Who did Brandon paint a picture for?

3. Tell three things Brandon did today.

4. What might Brandon do tomorrow?



# 18 WRITING PAGES

## Review 2nd Grade Skills

INFORMATIVE

### ANIMAL FACTS

Directions: Color one animal that you would like to write about. Write facts and details that you know about the animal you chose.



monkeys



lions



frogs

# 23 MATH PAGES

## Review 2nd Grade Skills


### SHAPES

### MATCH THE SOLIDS

Directions: Cut out the 3D objects and match them with the solid shape.



CHECK  
OUT THE  
PREVIEW





# INDEPENDENT WORK

for 2nd grade students

ABC ORDER

## BACK TO SCHOOL



Directions: Cut out the words and glue them in alphabetical order.

a b c d e f g h i j k l m n o p q r s t u v w x y z



apple



backpack



notebook





pencil

Directions: Write a sentence for one of the words.

My mom has an apple.

© A Grace-filled Classroom Teachers Pay Teachers

# 2 COVERS OPTIONS





# FOUNDATIONAL SKILLS

- Syllables
- Short Sound
- Onset/Rime
- Long Vowel

## SHORT SOUNDS MAKE A WORD

Directions: Use a paperclip to spin at each wheel. When you make a real word write it on the bubbles below.

mop

## LL THE WORD

Write the word for it on the right side of the book.

## SYLLABICATION UNDER THE

Directions: Look at the picture in the bubble. Count the syllables then color it the correct color.

yellow 1 syllable
 blue 2 syllables
 green 3 syllables
 orange 4 or more syllables

## LONG OR SHORT VOWEL SOUND?

times. Listen to the sound of the vowel sound. Is it short or long?

Sound	Short Sound





# READING PASSAGES

- Story Comprehension

COMPREHENSION

## WILLIE THE WORM

Directions: Read the story then answer the questions below.







			
Willie the Worm woke up with a smile. He was ready for his first day of school.	He was happy to meet his new teacher and make new friends!	He got to read a book. He played with his friends too!	At the end of the day, he got to write about his day. It was a great day!

- Why did Willie wake up with a smile?  
\_\_\_\_\_
- Who will Willie meet today?  
\_\_\_\_\_
- Tell two things that Willie got to do at school?  
\_\_\_\_\_  
\_\_\_\_\_
- \_\_\_\_\_

COMPREHENSION

## A PIRATE'S ADVENTURE

Directions: Read the story then answer the questions below.

James had a dream that he was pirate.  He went in a big pirate ship  and used a map  to find gold. He took the ship to an island  and followed the map. He came to a cave  and went in. Then he saw it! The treasure!  Just as he was about to grab it, it went away. Where did it go? James was not on the island anymore. He was back in his bed. Oh no, it was just a dream!

- What did James use to find the treasure?  
\_\_\_\_\_
- Where did James go after he got on the island?  
\_\_\_\_\_
- Why can't James keep the treasure?  
\_\_\_\_\_
- What could have happened if James hadn't woken up?  
\_\_\_\_\_  
\_\_\_\_\_




# SENTENCE WRITING


Writing with  
support


**SENTENCE WRITING**

## I START ... YOU FINISH

Directions: The sentence has already been started for you. Complete the sentence to match the picture.

 Tommy was \_\_\_\_\_


 Jill had to \_\_\_\_\_


 Sam really \_\_\_\_\_


**SENTENCE WRITING**

## OUR FUN JOBS

Directions: Write a sentence to tell about what each animal does for work.

 \_\_\_\_\_  
☐ I used a capital. ☐ I used correct spacing. ☐ I used a punctuation mark.


 \_\_\_\_\_  
☐ I used a capital. ☐ I used correct spacing. ☐ I used a punctuation mark.


 \_\_\_\_\_  
☐ I used a capital. ☐ I used correct spacing. ☐ I used a punctuation mark.


**WRITE A SENTENCE**

## SUMMER PHOTOS #3

Directions: Look at the summer photo and write a complete sentence. Use the check list to make sure you've included all writing conventions.

 \_\_\_\_\_  
☐ I used a capital. ☐ I used correct spacing. ☐ I used a punctuation mark.

 \_\_\_\_\_  
☐ I used a capital. ☐ I used correct spacing. ☐ I used a punctuation mark.

 \_\_\_\_\_  
☐ I used a capital. ☐ I used correct spacing. ☐ I used a punctuation mark.

# WRITING AND DRAWING

## 3 Writing Types

Opinion

Informative

Personal Narrative

### INFORMATIVE

## ANIMAL FACTS

Directions: Color one animal that you would like to write about. Write facts and details that you know about the animal you chose.



polar bears



tigers



elephants

### PERSONAL NARRATIVE

## MY FUN DAY

Directions: What fun activity have you done from below? Color the one you would like to write about and write a true story about you did that day.



### OPINION

## WOULD YOU RATHER

Directions: Write your opinion on which food you would rather eat. Give one reason to explain.

donut



sundae

Would you rather have donut or a sundae as a treat?

I would rather eat a  
because

☐ I used a capital.

☐ I used correct spacing.

☐ I used a punctuation mark.




# MORE FUN WRITING

- Text Messaging
- Sequence Writing

[illegible]

## TEXT MESSAGES

# MY SUMMER



Directions: Draw two things you did this summer in the cell phone. Then write a text message to your teacher or a friend about it!

## SEQUENCING

# GARDENING BEAR


Directions: Cut out the pictures, glue them in the order that they happen. Then write about what happens using sequence of events words.


1st


2nd


3rd

4th









# MATH NUMBER SENSE

- Place Value
- Ten more and Ten Less
- Skip Counting
- Comparing
- Number Bonds

### PLACE VALUE

Tens	Ones

Tens	Ones

### WHAT IS THE NUMBER?

Directions: Count each set of tens and ones. What is the number?

Tens	Ones

### NUMBER BONDS

Directions: Look at the number in the apple. Write two numbers that make that number.

### COMPARING NUMBERS

### SPIN AND SPIN

### Comparing Flowers

Directions: Use a paper clip to spin one time in each flower. Use the numbers you spin to create a number. Write your number in a box and compare it to the number next to it.

$36 > \boxed{32}$ 
 $16 \underline{\hspace{1cm}}$ 
 $29 \underline{\hspace{1cm}}$

$81 \underline{\hspace{1cm}}$ 
 $33 \underline{\hspace{1cm}}$ 
 $43 \underline{\hspace{1cm}}$

$50 \underline{\hspace{1cm}}$ 
 $48 \underline{\hspace{1cm}}$ 
 $57 \underline{\hspace{1cm}}$

$75 \underline{\hspace{1cm}}$ 
 $62 \underline{\hspace{1cm}}$ 
 $30 \underline{\hspace{1cm}}$

### NUMBER SENSE

### SKIP COUNTING BY 5'S

Directions: Look at the starting number, then skip count on by 5's.



# MORE MATH!

- Simple Addition and Subtraction
- Double Digit Addition and Subtraction

## SHAPES MATCH THE SOLIDS

Directions: Cut out the solids' names and match them with the solid shapes.

## SUBTRACTION REVIEW COLOR BY NUMBER

Directions: Add to find what color is needed to color the image.

1 = pink  
2 = blue  
3 = purple  
4 = orange  
5 = yellow  
6 = brown

## ADDITION FACTS CUT AND PASTE

Directions: Find the sum. Write your answer in the box. Then find, cut and glue your answer.

$\begin{array}{r} 34 \\ +12 \\ \hline \end{array}$	$\begin{array}{r} 67 \\ +02 \\ \hline \end{array}$	$\begin{array}{r} 14 \\ +41 \\ \hline \end{array}$	$\begin{array}{r} 61 \\ +12 \\ \hline \end{array}$	$\begin{array}{r} 43 \\ +40 \\ \hline \end{array}$
$\begin{array}{r} 83 \\ +15 \\ \hline \end{array}$	$\begin{array}{r} 22 \\ +46 \\ \hline \end{array}$	$\begin{array}{r} 60 \\ +25 \\ \hline \end{array}$	$\begin{array}{r} 34 \\ +25 \\ \hline \end{array}$	$\begin{array}{r} 34 \\ +61 \\ \hline \end{array}$

95	59	85	68	98
83	73	55	69	46

## ADD AND SUBTRACT WITHIN 20 SCHOOL TREASURES

Directions: Trevor Troll loves to collect and sell treasures. Color the squares that show all the ways that are correct for him to collect money.

Treasure	Cost	Possible ways to pay				
Crayons	16	20-4	10+3+3	16-2	13+3	
Book	20	10+2+8	10+5+6	20-0	13+7	
Marker	17	10+7	20-4	15+5	11+6	
Glue	14	12+3	2+9+3	8+6	16-2	